



Wine Living®

Con il marchio Wine Living® Expo propone una nuova interpretazione della zona giorno, dove la cantina vino trova il suo spazio e contribuisce con il proprio design a rendere il living una luogo speciale.

With the Wine Living® brand, Expo offers a new interpretation of the living space, where the wine cabinet claims its place and, thanks to its design, helps making your living room even more special.

Avec la marque Wine Living®, Expo propose une nouvelle interprétation de l'espace de vie, où la cave à vin trouve sa collocation et contribue grâce à son design à faire du salon un ambient spécial.



Wine Living Zero

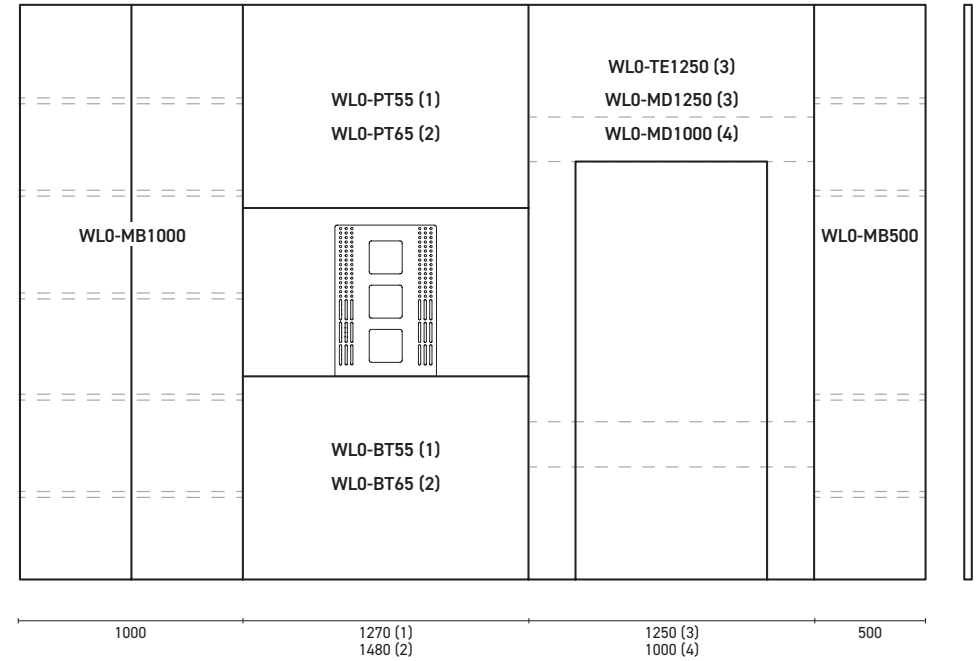
Ciò che più caratterizza il modello Wine Living Zero è l'assenza di vani a giorno. Una scelta di essenzialità ed ordine. Nella composizione sopra rappresentata è stata inserita una vetrina TE-BH10 con cornice in HPL larice cenere.

The most characteristic feature of the Wine Living Zero model is the absence of open compartments. A choice of order and simplicity. In the composition shown above, a TE-BH10 wine display is installed with a HPL frame in ash larch finish.

Ce qui caractérise le plus le modèle Wine Living Zero est l'absence de compartiments ouverts. Un choix d'essentialité et d'ordre. Dans la composition montrée ci-dessus, on a installé une vitrine TE-BH10 avec un cadre en HPL finition mélèze cendré.



WLO-FF



COLORS

ANTE · DOORS · PORTES



RAL 9010
bianco opaco
matte white
blanc mat




RAL 9005
nero opaco
matte black
noir mat



RAL
opaco - lucido
matte - glossy
mat - brillant

STRUTTURA INTERNA · INTERNAL STRUCTURE · STRUCTURE INTERNE



N20
Comfort
Comfort
Comfort



Wine Living Zero

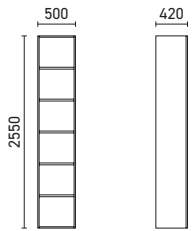
Wine Living Zero in colore nero opaco con inserimento a filo della vetrina MD-H10. Con l'installazione a filo la vetrina vino viene integrata nel living in modo naturale, non invasivo ed alternativo all'installazione ad incasso in cucina. La sensazione è di un'opera unica che mantiene un design sobrio ed elegante.

Wine Living Zero in matte black with flush installation of an MD-H10 display. With flush installation, the wine cabinet is integrated into the living room in a natural, non-invasive and alternative way to the built-in installation in the kitchen. The impression is of a single piece that maintains an essential and elegant design.

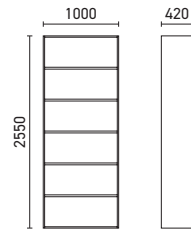
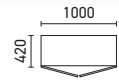
Wine Living Zero en noir mat avec insertion à fleur de la vitrine MD-H10. Avec une installation encastrée, l'armoire à vin est intégrée dans le salon de manière naturelle, non invasive et alternative à l'installation encastrée dans la cuisine. La sensation reçue est d'une œuvre unique qui maintient un design sobre et élégant.



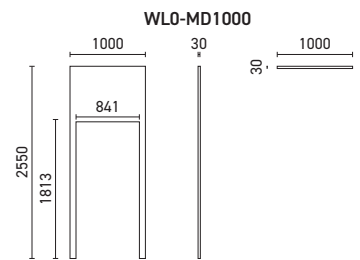
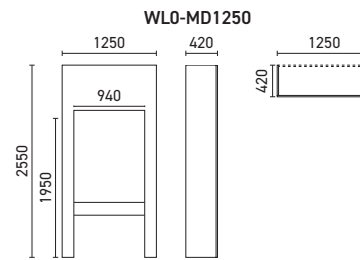
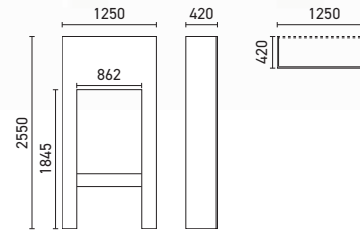
WLO-MB500



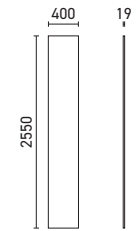
WLO-MB1000



WLO-TE1250

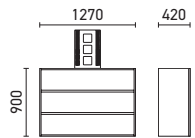
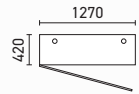


WLO-FF

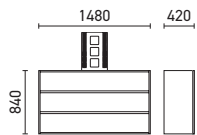
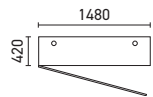




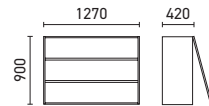
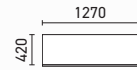
WLO-BT55



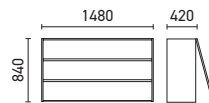

WLO-BT65



WLO-PT55



WLO-PT65



La staffa TV (idonea per TV 55" e 65") viene fornita insieme alla base.

The TV bracket (suitable for 55 «and 65» screen) is supplied with the base.

Le support TV (adapté pour TV 55 «et 65») est fourni avec la base.

Wine Living Zero

Mobile da soggiorno componibile.
È possibile disporre i diversi moduli nella posizione desiderata ad eccezione del modulo (WLO-MD1000) e delle basi e pensili TV che devono essere posizionati tra due altri moduli.
Possono essere inserite le vetrine vino delle collezioni Teca e Mod utilizzando i diversi moduli progettati per questa applicazione.

Modular living room furniture. It is possible to arrange the modules in the desired layout except for the (WLO-MD1000) module and TV supports and wall units that must be positioned between two other modules.
Wine cellars from the Teca and Mod collections can be included using the models designed for this composition.

Mobilier de salon modulaire.
Il est possible d'agencer les différents modules dans la position souhaitée, à l'exception du module (WLO-MD1000) et des bases et des unités murales TV qui doivent être positionnées entre deux autres modules.
Les vitrines des collections Teca et Mod peuvent être ajoutés en utilisant les différents modules conçus pour cette application.

Installazione della vetrina vino

Ways of installing the wine cabinet • Type d'installation de la vitrine



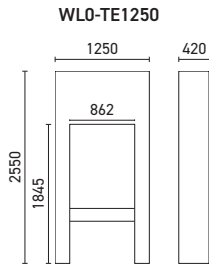
Teca B (TE-BH10 / TE-BH14)



Mod (MD-H10 / MDH14)
con cornice • with frame • avec cadre
(MD-CS / MD-CL)



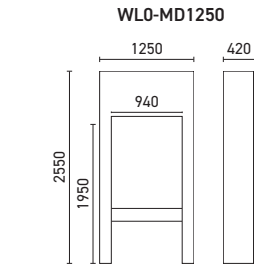
Mod (MD-H10 / MDH14)
a filo • flush • à fleur de mur



Per installare nel Wine Living Zero uno dei modelli della vetrina Teca B occorre inserire il modulo del living WLO-TE1250. La vetrina viene incassata mentre la cornice rimane esterna in battuta.

To install one of the Teca B models in Wine Living Zero, insert the living module WLO-TE1250. The display case stays recessed while the frame stays outside in contact.

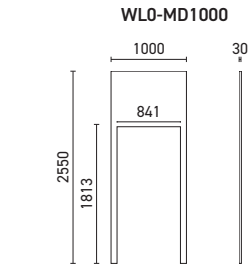
Pour installer un modèle de vitrine Teca B dans Wine Living Zero, il faut insérer le module living WLO-TE1250. La vitrine est en retrait tandis que le cadre reste à l'extérieur à contact.



Inserendo nel living il modulo WLO-MD1250 è possibile installare uno dei modelli della collezione MOD 10 series sia con cornice lineare che sagomata. La cornice rimane esterna.

By inserting the WLO-MD1250 module into the living room, one of the series MOD 10 unit can be installed with either a linear or a shaped frame. The frame remains external.

En insérant le module WLO-MD1250 dans le wine living, l'un des modèles de la série MOD 10 peut être installé avec un cadre linéaire ou mouluré. Le cadre reste externe.



Per realizzare l'installazione a filo occorre scegliere una vetrina della collezione MOD 10 series ed inserire nel mobile living il modulo WLO-MD1000. La vetrina viene incassata mentre il rivestimento viene applicato in modo magnetico.

To realize a flush installation, choose a show-case from the MOD10 collection and insert the WLO-MD1000 module into the living room furniture. The display stay recessed while the framing is magnetically applied.

Pour réaliser l'installation à fleur, il faut choisir une vitrine de la collection MOD10 et insérer le module WLO-MD1000 dans le living. La vitrine est en retrait tandis que le revêtement est appliqué par des aimantes.

CARATTERISTICHE COSTRUTTIVE

Features • Caracteristiques de construction

Struttura in nobilitato

Anta in MDF laccato

Piani regolabili

Chiusura delle ante rallentata

Piedini regolabili

Staffa supporto/estrazione TV in metallo con guide estraibili.

Faced panel structure

Doors in lacquered finish MDF

Adjustable shelves

Soft close doors

Adjustable feet

Metal TV bracket support with pull-out rails.

Structure en mélamine

Portes en MDF laqué


















Etagères réglables

Fermeture des portes ralentie

Pieds réglables

Equerre métallique de support /extraction avec guides coulissantes.

Wine Living Zero

CODE							
 WL0-MB500	QP	500 x 420 x 2550	-	6	82	-	0,3
 WL0-MB1000	QP	1000 x 420 x 2550	-	8	124	-	0,4
 WL0-BT55	QP	1270 x 420 x 900	1400 x 600 x 1200	1	73	89	1,1
 WL0-BT65	QP	1480 x 420 x 840	1600 x 600 x 1200	1	82	98	1,2
 WL0-PT55	QP	1270 x 420 x 900	1400 x 600 x 1200	1	68	84	1,1
 WL0-PT65	QP	1480 x 420 x 840	1600 x 600 x 1200	1	87	103	1,2
 WL0-FF	QP	-	-	1	-	-	0,1
 WL0-TE1250	QP	1250 x 420 x 2550	-	4	49	-	0,3
 WL0-MD1250	QP	1250 x 420 x 2550	-	4	47	-	0,3
 WL0-MD1000	QP	1000 x 30 x 2550	-	2	12	-	0,2

QP. Quotazione a progetto - Project quotation - QP Devis sur projet

* I colori RAL vengono realizzati su supporto di MDF in finitura opaca 20 gloss (finitura lucida 100 gloss su richiesta).

* RAL colours are made on MDF 20-gloss matte finish (100-gloss finish available on request)

* Les couleurs RAL sont réalisés sur support en MDF en finition matte 20 Gloss (ou bien sur demande brillante 100 Gloss).

Verniciatura a liquido • Liquid paint finish • Laquage par peinture liquide

Ante - Doors - Portes



RAL 9010

bianco opaco (20 gloss)
matte white (20 gloss)
blanc mat (20 gloss)



RAL 9005

nero opaco (20 gloss)
matte black (20 gloss)
noir mat (20 gloss)



RAL 20/100

opaco 20 gloss - lucido 100 gloss
matte 20 gloss - glossy 100 gloss
mat 20 gloss - brillant 100 gloss

Pannello nobilitato - laminato • Faced panel - laminate

Struttura - Structure - Structure interne



N20

confort
comfort
comfort

Legenda • Legend • Légende

CODE	Codice	Code	Code
	Temperatura (UR 50%)	Temperature (UR 50%)	Température (UR 50%)
	Tensione	Voltage	Tension
	Assorbimento	Absorption	Absorption
	Consumo KWh annui	kWh consumption per year	Consommation kWh annuelle
	Classe energetica	Energy efficiency rating	Classe énergie
Class	Classe climatica	Climate class	Classe climatique
	Pressione acustica Leq (h 155 cm - d. 100 cm)	Leq sound pressure level (h 155 cm - d 100 cm)	Leq niveau pression acoustique (h 155 cm - d 100 cm)
	Capacità	Capacity	Capacité
	Gas refrigerante	Refrigerant gas	Gaz réfrigérant
	Luce	Light	Lumière
	Led bianco caldo (3000 K - 30 led/mt - 1,12 W / mt - 130 lumen / mt)	brightwhite warm LED (3000 K - 30 led/mt - 1,12 W / mt - 130 lumen / mt)	LED blanc chaud (3000 K - 30 led/mt - 1,12 W / mt - 130 lumen / mt)
	Led bianco naturale (4000 K - 30 led/mt - 7,2 W / mt - 572 lumen / mt)	White natural daylight LED (4000 K - 30 led/mt - 7,2 W / mt - 572 lumen / mt)	LED blanc day-light naturel (4000 K - 30 led/mt - 7,2 W / mt - 572 lumen / mt)
	Led blu	Blue LED	LED bleue
	Controller RGB (30 led/mt - 7,2 W / mt - 550 lumen / mt)	RGB controller (30 led/mt - 7,2 W / mt - 550 lumen / mt)	Regulateur RGB (30 led/mt - 7,2 W / mt - 550 lumen / mt)
	Controller bianco dinamico (2700/6000 K - 140 led/mt - 19,2 W / mt - 2000 lumen / mt)	Dinamic white controller (2700/6000 K - 140 led/mt - 19,2 W / mt - 2000 lumen / mt)	Regulateur blanc dynamique (2700/6000 K - 140 led/mt - 19,2 W / mt - 2000 lumen / mt)
	Lato posteriore vetrina	Showcase back side	Face postérieure vitrine
	Ante in vetro	Glass doors	Porte en verre
	Pannello cieco	Blank panel	Panneau borgne
	Numero piani (base compresa)	Number of shelves (including base)	Nombre de tablettes (base comprise)
	Bottiglie	Bottles	Bouteilles
	Numero bottiglie da 0,75 Lt	Number of bottles 0,75 lt.	Quantité bouteilles 0,75 lt.
	Altezza e diametro massimo bottiglie	Maximum height and diameter of the bottles	Hauteur et diamètre maximum des bouteilles
	Presente	Present	Présent
-	Assente / dato non disponibile	Absent / data not available	Absent / information non disponible
	Dimensioni nette	Net dimensions	Dimensions nettes
	Dimensioni con imballo	Dimensions including packaging	Dimensions avec emballage
	Dimensioni con imballo su pedana	Dimensions including packing on pallet	Dimensions avec emballage sur palette
	Peso netto	Net weight	Poids net
	Peso con imballo	Weight with packaging	Poids avec emballage
	Peso con imballo su pedana	Weight with packing on pallet	Poids avec emballage sur palette
	Volume con imballo	Volume with packaging	Volume avec emballage
	Volume con imballo su pedana	Volume with packaging on pallet	Volume avec emballage sur palette
	Imballo in legno	Wooden packaging	Emballage en bois
	Numero colli	Number of packagings	Quantité colis